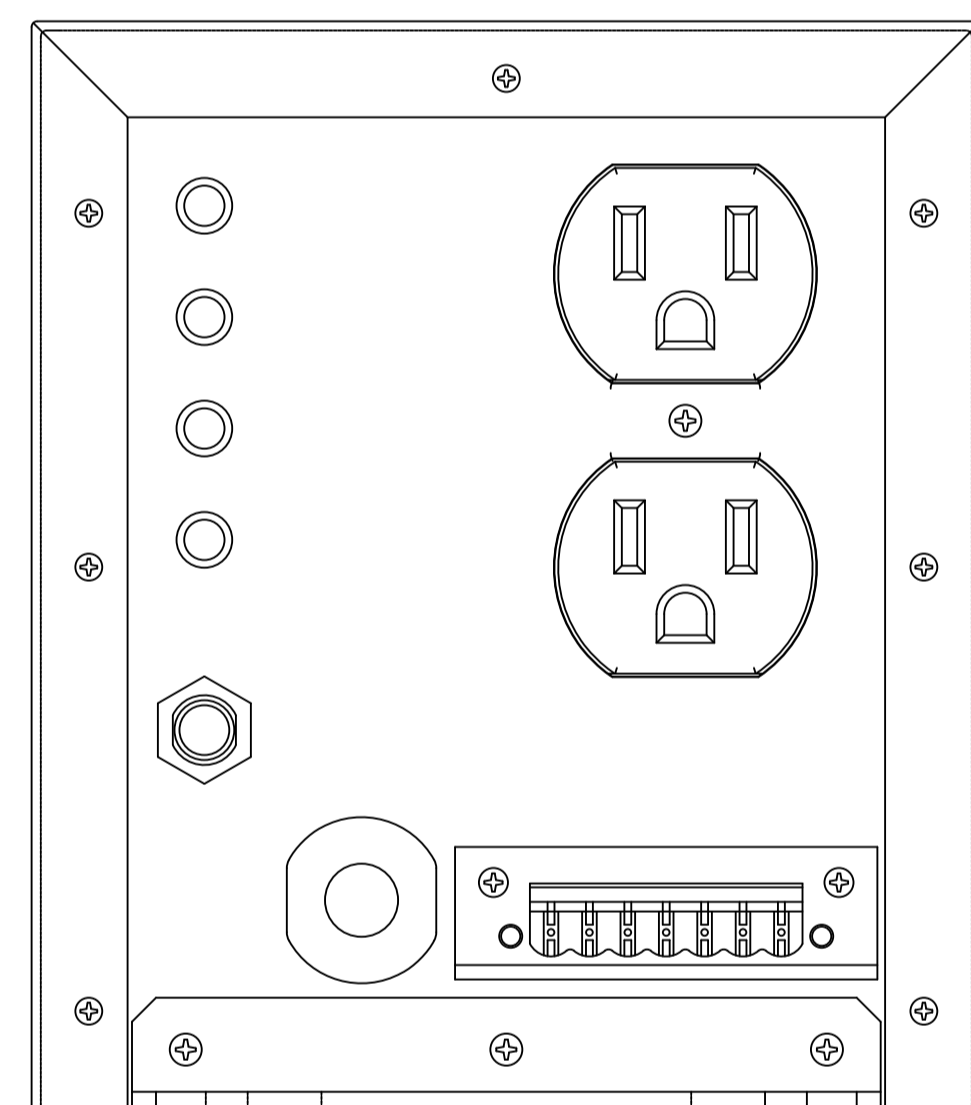



TOP VIEW


FRONT VIEW



SIDE VIEW



BACK VIEW



DIMENSIONS ARE REFERENCE
9/29/10

REV	ECO #	DESCRIPTION	BY	DATE	CHK BY/DATE	APP BY/DATE
		UNLESS OTHERWISE SPECIFIED	TITLE: OUTLINE,CM-1115-RT			
		TOLERANCES				
		2 PLACES INCHES ±.01	3 PLACES INCHES ±.005	ANGLES ±1°		
		<ul style="list-style-type: none"> • THREAD DEPTHS ARE TO MIN. FULL THDS • DRILL DEPTHS ARE TO FULL DIA. • REMOVE BURRS AND SHARP EDGES • DO NOT SCALE PRINT • MACHINED SURFACE FINISH 125 	SIZE C	DWG NO.		REV
		THIRD ANGLE PROJ.	PRODUCT LINE: CM-1115-RT			
			SCALE: NTS	SHEET OF 1		1